

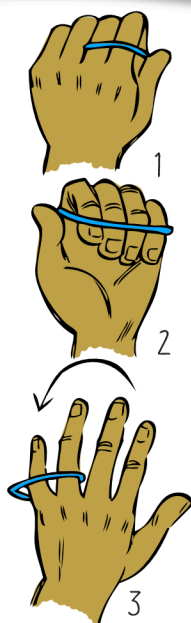
----- Roll up this paper, with the black part outside, to turn it into a magic wand! -----

## JUMPING RUBBER BAND

**Make a rubber band instantly jump across from finger to finger!**

**How to do it:** Put a rubber band around your first and second fingers so that it looks like figure one from the front. As you stretch the rubber band, secretly put all your fingertips inside the band. (This is not seen by the audience, figure two is the magician's point of view)


Tell them the rubber band will amazingly jump across to the other two fingers. All you need to do is straighten out your fingers, and the band will move to the other fingers as in figure three.



## ACROBATIC PAPERCLIPS

**Two paperclips fly up and link together in mid air!**

**How to do it:** Fold a dollar bill (or any piece of paper) into an 'S' shape, then attach two paperclips as shown. Each is clipping two layers of the bill.




With a drumroll, pull the two ends of the bill sharply in opposite directions. The clips will come together and jump into the air all by themselves. Now you just need to catch the paperclips, show them linked together, and take your bow!

**FREE VIDEO  
MAGIC LESSON**



## FEELING THE COLORS

**Know the color of a crayon by sense of touch only, without looking!**

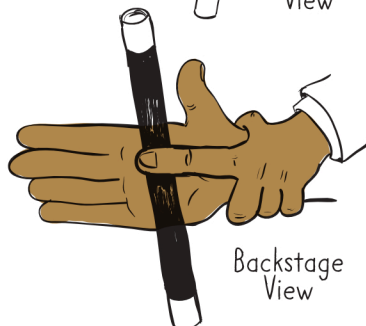
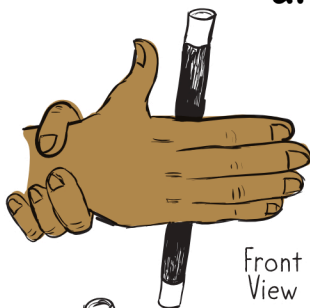


**How to do it:** Ask someone to take any crayon from a box and hand it to you behind your back. Make sure you don't see it! You then turn to face the audience but keep the crayon behind your back. Secretly dig your right thumbnail into the crayon wax.

Keep hold of the crayon behind your back as you bring your right hand up to your forehead as if concentrating. Take a quick peek at your thumbnail and you will see bits of crayon in it and will know the chosen color. Fake concentrating some more and then dramatically announce the color!

## ANTI-GRAVITY WAND

**The wand magically stays in your hand after you let go. It defies gravity!**



Hold the wand in a fist, with the ends pointing up and down. Your other hand grabs your wrist for extra magic power. When you open up your hand, the wand amazingly stays in place.

**How to do it:** When you grab your wrist, the first finger secretly hides behind your hand, pointing straight out. When you open your fist, this secret finger stays in place, holding the wand against your hand. Nobody notices that only three fingers are showing.

Try it with your rolled up wand, a pen, pencil or straw.

## SILLY JOKES



### HOW TO HYPNOTIZE A PENCIL

Tell your friends that you can hypnotize any ordinary pencil to make it write any colour they can think of.

"Make it write red!" they say. So with a flourish, you do just that!



**What do you call a magical dog?**

An Abracadrador!

**What do you call a magical ghost?**

The Great Boodini!

**What do you call a magical airplane pilot?**

A Flying Sorcerer!

The Spanish magician counted **"Uno! Dos!"** and then vanished without a **"Tres!"**